

# SPECIFICATION



## technical details

according to ISO 8666

<b>LOA</b>	11.97 m TBC	39' 3"
<b>Hull length</b>	11.58 m	38' 0"
<b>Beam</b>	3.87 m	12' 8"
<b>Draft max</b>	1.11 m	3' 8"
<b>Water tank</b>	200 l	44 UK gal
<b>Fuel tank</b>	1.140 l	251 UK gal
<b>Displacement</b>	8.93 t	8.79 UK t
<b>CE Category</b>	B	B
<b>Max. persons</b>	12	12
<b>Engine Standard</b>		
<b>2x Volvo Penta D4-320</b>	approx.	TBC kn.*
<b>Engine Option</b>		
<b>2x Volvo Penta D6-440</b>	approx.	42 kn.*

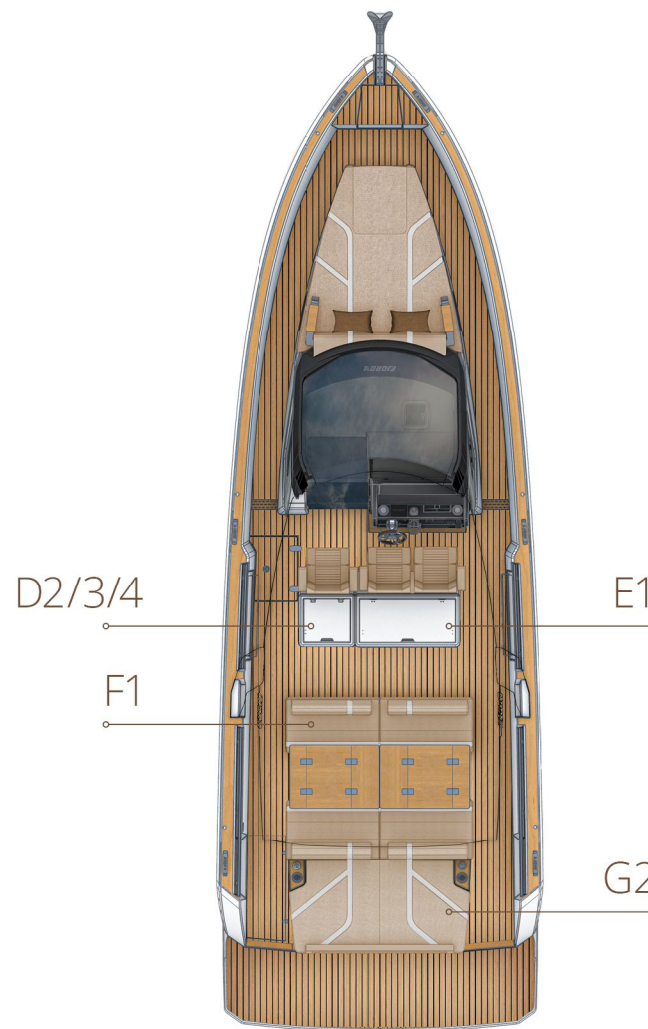


\*All performance figures are given in good faith and are intended as an indication. Max. speed allowed: 45 knots - Cat D sea state. These figures cannot be guaranteed as top speed in particular is affected by the cleanliness of the hull, conditions of the propellers, weight carried and air/sea temperature. Performance is related also to the optional accessories selected. "TBC" stays for: To Be Confirmed. FJORD reserves the right to change specifications in line with the company policy of improvement through research and development. Standard Propeller tested in Greifswald according to Volvo conditions. All measurements/figures approximate. Errors and omissions excepted. Specification and material can be changed without notice. Please check with your dealer for a full list of inclusions. Valid from 2025.11.05

# EXTERIOR LAYOUTS



Standard  
Decklayout

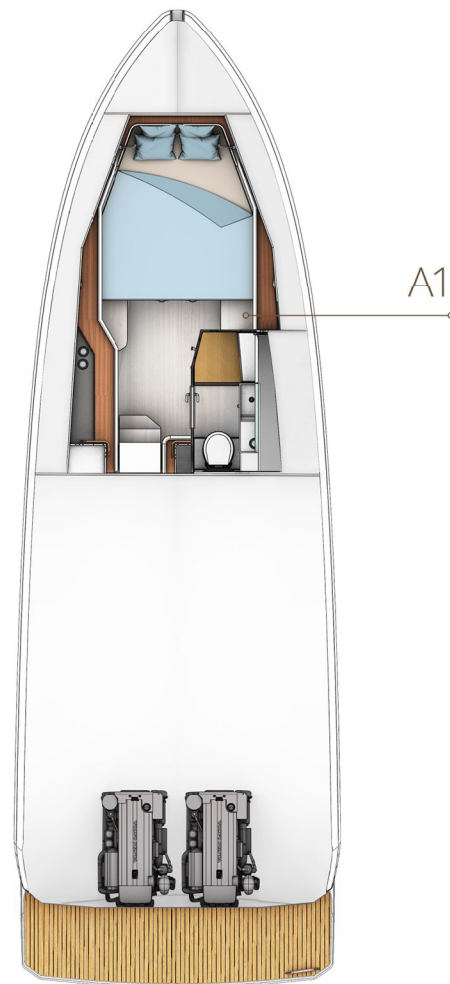


Option

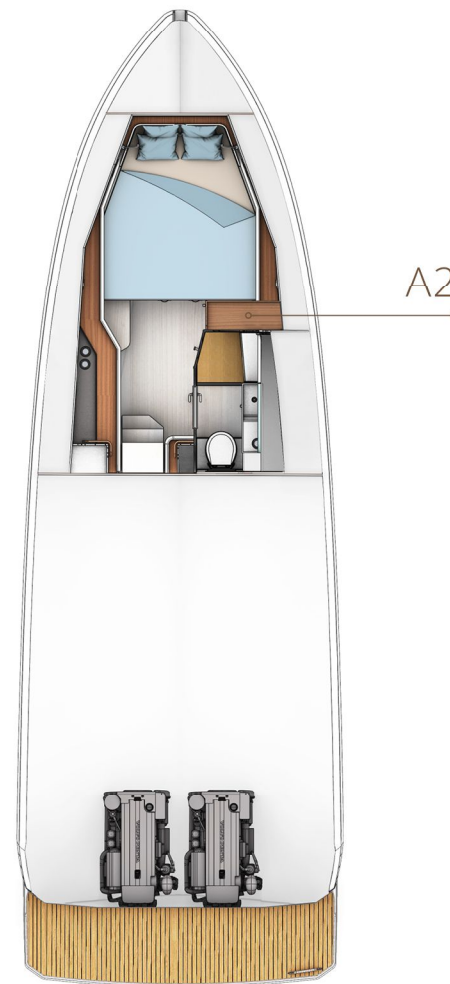


Option  
T-Top

# INTERIOR LAYOUTS



Standard



Option

# STANDARD EQUIPMENT

## HULL

- / GRP hull, isophthalic gelcoat, colour: signal white (according to colour card), 1st layer vinyl ester resin
- / Waterline, isophthalic gelcoat, colour: jet black (according to colour card)

## DECK & COCKPIT

- / Dashboard, colour: signal white (according to colour card), with foot support, handrail, switch panel and engine room fire extinguisher system
- / GRP deck, isophthalic gelcoat, colour: signal white (according to colour card), 1st layer vinyl ester resin. Self draining anchor locker. Anchor arm in stainless steel. Stainless steel tie bar for fender. Large diameter stainless steel handrails, gunwale in GRP. Sunpad at bow with upholstery on top.
- / Synthetic teak on deck and bathing platform (according to colour card)
- / FJORD steering wheel with tilting system
- / 4 openable portholes (2 in cabin, 2 in toilet)
- / Windshield, open at the top
- / Bathing platform with telescopic bathing ladder, integrated in bathing platform
- / 1 manual deck hatch in cockpit for access to engine room and 1 to technical compartment
- / 6 aluminium mooring cleats, stainless steel handrails
- / Shower unit with hot and cold water
- / Pilot and 1 copilot seat, fixed

## PROPULSION

- / Engine room, sound insulated, fans, fire extinguisher system, automatic and manual, Batteries-Engines: 2 x 90 Ah / 12 V, Battery charger (for engine and service batteries)
- / 2 Volvo Penta D4 (235 kW/320 hp) stern drive propeller H4, joystick, throttles, 2 Volvo 2,5" multifunctional displays
- / Fuel tank, capacity: 1.140 litres, fuel filter

## ELECTRICAL EQUIPMENT

- / 12 V and 230 V electric system with 230 V shore power connection. Sockets in cabin (3), toilet (1), engine room (1) and 12V on dashboard (1)
- / Batteries-Service: 1 x 160 Ah AGM
- / Country Version: EU / AUS
- / Manual toilet
- / Spotlights and indirect lights in cabin and toilet. Light in engine room.
- / Holding tank, capacity: 60 litres
- / Water tank, capacity: 200 litres
- / Hot water boiler and pump
- / Bilge pumps: automatic electric (2) and manual emergency bilge pump in cockpit (1)

## LAYOUT & INTERIOR

- / A1: Cabin with double berth, fridge and storage on p side. Fully equipped head with separated shower.

## EXTERIOR MODULES

- / D1: Free deck
- / E1: Pilot and copilot seat with galley module sb side, sink with folding mixing tap and storage, working top in marine mineral stone.
- / F1: 2 benches with convertible backrests and upholstery on top
- / G1: Free deck with wired guard rail at stern

## UPHOLSTERY & WOOD

- / Covered mattress scheme: porto bello, colour: cream (according to colour card)
- / Exterior upholstery and helmsman seats - Hitch, colour: Starfish (according to colour card)
- / Interior furniture in high quality marine plywood, colour: warm mahogany (according to colour card)
- / Decor elements on p side - colour: black (according to colour card)
- / Fiddle on p and s side - colour: white (according to colour card)
- / Toilet door, vertical furniture surface on p side and front of the bed in white HPL
- / Ceiling in fiberglass, colour: white
- / Floorboard - pale acacia (according to colour card)

## TRANSPORT

- / Identified locations for hand held fire extinguishers - (hand held fire extinguishers are not supplied), FJORD Owner's Manual in FJORD document bag