

A high-speed luxury motorboat, primarily blue with white accents, is shown from a side-front perspective, moving rapidly across the deep blue ocean. It leaves a large, white, turbulent wake. In the background, another similar boat, colored orange and red, is also moving at high speed, leaving its own white wake. The sky is clear and blue.

FEEL POWER.
TASTE FREEDOM.

 **FJORD 41** XL/XP

UNMATCHED. UNBOUND. UNSTOPPABLE.

The FJORD 41 XL/XP gives a ground-breaking example of FJORD's world-renowned style and legacy of power yacht masterpieces. Excitingly generous in terms of space, performance, and timeless elegance. Impeccable luxury surrounds you from keel to roof, while a sense of true freedom fills your soul at all times. No other yacht in this category perfects open-air living with such excellence.





INBOARD OR OUTBOARD – SPEED UP YOUR WAY

Take the helm and break the sweet idleness onboard with thrilling driving interludes, powered by the propulsion of your choice. The FJORD 41 XP delights with the exhilarating agility of outboard engines, while the FJORD 41 XL offers the option of inboards, extending the open-air living spaces with an impressively large bathing platform.

ICONIC STYLE

INNOVATIVE
DESIGN

UNRIVALLED
PERFORMANCE

MASTER OF ELEGANCE

The FJORD 41 XL/XP showcases all the iconic hallmarks of its predecessors, transformed into FJORD's latest aesthetic language.

Its sharp, angular outline commands attention, even in the busiest marinas. The spectacular T-top – FJORD's unique gift to the nautical world – dominates the exterior more than ever. Together with the vertical stem and the dynamically shaped hull windows, it forms an unmistakable whole, unveiling the yacht's progressive character.

VIEW IMAGE GALLERY:



 **FJORD 41**^{XL}



 **FJORD 41**^{XP}





UNIQUE SENSE
OF FREEDOM

LUXURIOUS
LIVING SPACES

LEADING-EDGE-
ENGINEERING

EPIC MOMENTS. SHARED FOREVER.

Surround yourself with those who share your passion for the extraordinary. The FJORD 41 XL/XP is designed to transform gatherings into memories destined to last a lifetime. Every part of the deck becomes your stage for laughter, storytelling, and toasts to the good life. With two sun islands and the cockpit, there is ample seating to gather beside the driver at the dashboard. Wherever you meet, every moment feels enriched, every connection deepened.



GETS FASTER UNDER YOUR SKIN

Let 40 knots widen your eyes, as 1,200 horsepower pulse through your veins. Overwhelmed by the rush of seascapes flashing by, you experience effortless acceleration while maintaining absolute control at the uncluttered dashboard. Joystick-assisted docking ensures precise manoeuvring until the yacht is finally moored.

Whether gliding across calm seas or carving through waves, the hip-high bulwarks and stepless sidewalks provide unwavering safety throughout every exhilarating journey.



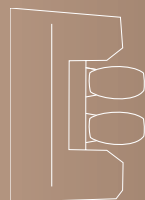
Standard

2 x Volvo Penta D6-340
Approx. 30kn (TBC)



Option

2 x Volvo Penta D6-440
Approx. 38kn (TBC)



2 x Mercury Verado
V12 600hp
Approx. 40kn (TBC)





Unrivalled T-top

Matchless in size, the T-top spans the entire deck from the dashboard to the cockpit seats. The electric bimini extends it even further to the aft sunbeds, so everyone can retreat to a shady spot to hide their ice-cooled glasses from the glaring sun.

LEDs integrated into the underside cast an atmospheric light on the interactions under the T-top. The headroom is as generous as the T-top itself – tall guests will comfortably stand beneath it.



Shared driving fun

A maximum of four seats accommodate your guests at the helm

Puristic dashboard

Expressive, polished, and reduced to the essentials: The dashboard is a work of art in itself, yet highly functional. Around the navigation screens, you'll find safe spaces for your smartphone, tablet, and coffee cup.

Fold up the helm seat if you prefer to drive standing. A maximum of four seats can be installed at the dashboard, making steering the yacht a shared experience.

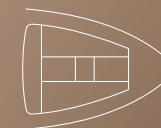


T-TOP AND DASHBOARD: CENTRE OF PLEASURE

Sit in the front row and watch the spectacle unfold: As the unrivalled, generous windshield transforms into a movie screen for fast-paced driving, your emotions rise to new heights.



Enlarged T-top
for effective sun and
weather protection



3,5 sqm sunlounge
at the bow, shaded by
an optional awning

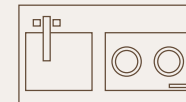


GIVE YOUR EMOTIONS INFINITE SPACE

Endless blue, glowing sunsets, and a horizon that stretches forever – this open-air sanctuary unveils a 360-degree view of the sea's charm from every angle. Here, you revel in moments of absolute freedom, with nothing but salty air and beauty surrounding you. The FJORD 41 XL/XP exudes a sense of generosity that rivals many larger yachts.

Galley

In addition to the sink and worktop, the deck galley can be equipped with an electric stove, gas barbecue, or refrigerator. If you choose four seats at the helm, you'll also get the largest possible galley layout.



Multifunctional galley
catering to every need of
your guests

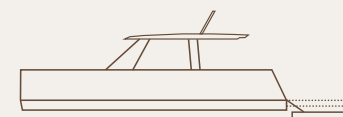




Bathing platform

The six-foot-long bathing platform of the FJORD 41 XL comfortably fits the whole family and serves as a launch pad for adventures in the waves – or as a relaxing spot to simply cool off your feet.

As it lowers hydraulically, integrated steps guide you comfortably to the platform, adjusting seamlessly to its position. A fixed bathing platform without a lowering mechanism is also available.



High-low bathing platform
with integrated storage space,
hydraulic operation, and safe access

Seats and lounges

The dinettes and sun loungers inspire both with size and versatility. Movable backrests allow to expand the sunbathing areas or change the viewing direction at any time.



Large, convivial cockpit
with foldable table tops,
cup holders, and reversible
backrests



Spacious aft sunlounge
Underneath is a storage space
for sea toys, extremely large on
the FJORD XP

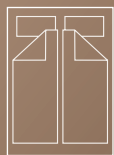






Master cabin

The shape of the island bed leaves extra room to move around it



Guest cabin

Featuring a two metre-long, rectangular double berth with sea view

SUBLIME AMBIENCE BATHED IN DAYLIGHT

Outside, the FJORD 41 XL/XP is your pleasure island. Inside, it welcomes you as a noble residence, featuring a generous master cabin where every glance delights, every touch tempts. The interplay of hues and textures creates a sensory experience that soothes and excites in equal measure.

Retire to your cabin, yet the elements remain ever-present. Thanks to the impressively high hull windows, your gaze sweeps over the waves even as you lie down. Fresh sea air streams through the hatches, and sunlight pours in from four directions.

Even the most mesmerising day will inevitably pass, so ceiling spotlights and indirect lighting are ready to replace the sun. When it comes to privacy, you have two equipment options: the companionway either leads seamlessly into the master cabin, or a sliding door secludes your retreat.



OPULENCE BECOMES YOUR HOME

Amidships on the port side, the head features a sink, electric toilet, and a rain shower. On the starboard side, you have a choice: it can be equipped with a cosy dinette, or a fully equipped galley, as requested.

Designed to meet the highest standards for your guests, the VIP cabin features a long sofa, wardrobe, and double berth. Huge windows bathe the space in natural light, while ample headroom beside the bed ensures ease of movement.






CLASSIC



timeless / muted / pure

YOUR STYLE AROUND YOU

SPORT



dynamic / vibrant / smart



EXPLORE ALL
COLOURS &
MATERIALS

ELEGANCE



sophisticated / balanced / cosy

POLAR



fresh / clean / calm

To inspire your interior choices, you may explore the „modes“: pre-designed colour schemes that perfectly match the cabin's fabrics, fibreglass décor, and wood. Each one is selected with a keen sense of visual harmony, reflecting contemporary styling trends.

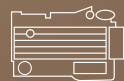
If you have a specific atmosphere in mind – warm, cool, or bright – the modes serve as either initial inspiration or a finished design that will be crafted just for you. Of course, you can go beyond the four modes, with every detail customisable. Your creativity will have free rein.



EXTERIOR LAYOUTS

Adjust the cabin concept depending on how many people are staying on board and how much you as the owner want to isolate yourself from disturbances. The interior layout options include a cozy seating area, one or two double cabins and up to two heads.

LOA	12.81m	42' 0"
Hull length	12.15m	39' 10"
Beam	3.99m	13' 1"
Draft max	1.17m	3' 10"
Water tank	355l	74 UK gal
Fuel tank	900l	198 UK gal
Displacement	11.56t	11.38 UK t
CE Category	B - 12	C - 14



Standard
2x Volvo Penta D6-340
approx. 30 knots *



Option
2x Volvo Penta D6-440
approx. 38 knots*

*All performance figures are given in good faith and are intended as an indication. These figures cannot be guaranteed as top speed in particular is affected by the cleanliness of the hull, conditions of the propellers, weight carried and air/sea temperature. Performance is related also to the optional accessories selected. "TBC" stays for: To Be Confirmed after seatrial. FJORD reserves the right to change specifications in line with the company policy of improvement through research and development.



Standard T-Top



Standard



Option




Option



EXTERIOR LAYOUTS

Adjust the cabin concept depending on how many people are staying on board and how much you as the owner want to isolate yourself from disturbances. The interior layout options include a cozy seating area, one or two double cabins and up to two heads.

LOA	13.27m	43' 6"
Hull length	13.27m	43' 6"
Beam	3.99m	13' 1"
Draft max	1.19m	3' 11"
Water tank	335l	74 UK gal
Fuel tank	1,430l	314 UK gal
Displacement	11.14 t	10.96 UK t
CE Category	B - 12	C - 14



2 x Mercury Verado
V12 600hp
Approx. 40kn (TBC)

*All performance figures are given in good faith and are intended as an indication. These figures cannot be guaranteed as top speed in particular is affected by the cleanliness of the hull, conditions of the propellers, weight carried and air/sea temperature. Performance is related also to the optional accessories selected. "TBC" stays for: To Be Confirmed after seatrial. FJORD reserves the right to change specifications in line with the company policy of improvement through research and development.



F2

Standard T-Top



Standard



Option

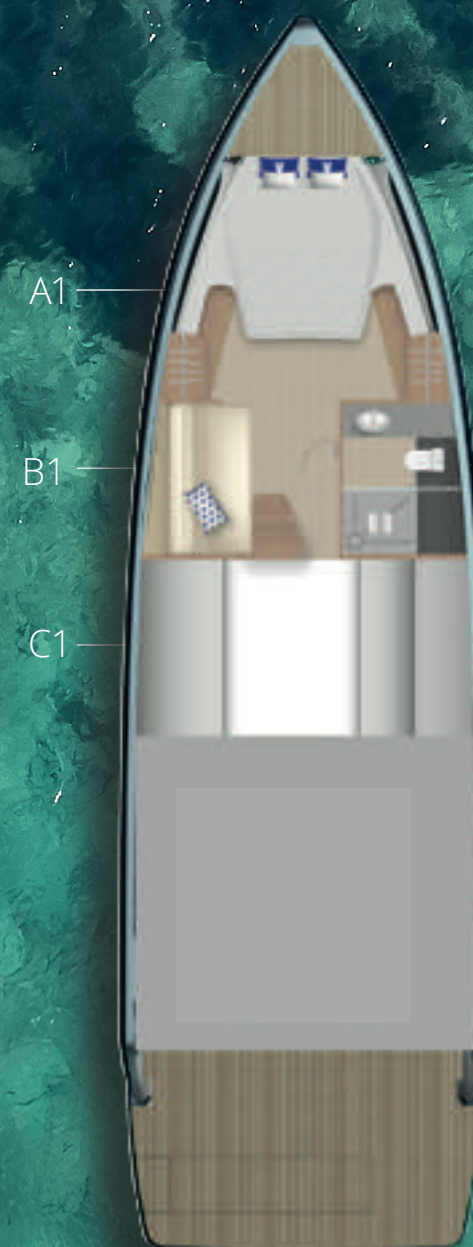


Option



INTERIOR LAYOUTS

- MASTER CABIN**
- A1** with double berth, 2 wardrobes, sideboards, 2 drawers underneath the bed. 3 skylights, 2 of them openable. Fully equipped head with separate shower stall with rain and handheld shower
- B1** Lobby with small sofa and drawer fridge (35 l) underneath
- B2** Storage furniture with drawer-fridge (90l) and drawer freezer (90l)
- B3** Vanity area with seat storage furniture and fridge (65l)
- B3** Galley with electric cooktop 2-rings and increased 30 A shore power connection, fridge (65l), sink with draining basin and sliding door to master cabin in main bulkhead
- C1** Storage room with light
- C3** Guest cabin with double berth, sofa, wardrobe and 3 openable portholes in deck



Standard

A1

B2

C1

Option

A1

B3

C3

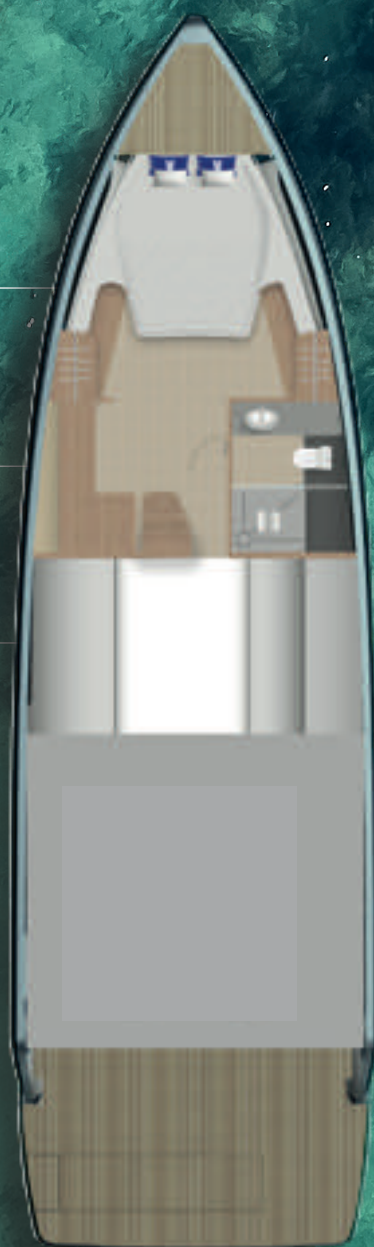
Option

A1

B4

C3

Option





ENJOY THE WORLD OF FJORD

Be unique, be adventurous. Contact your dealer to arrange a visit and discover your personal dreamboat. Stay connected with us on our social media, where we share the latest updates, behind-the-scenes insights and captivating moments from dreamboat owners around the world.

MEET US ON:



FJORD | Ladebower Chaussee 11 | 17493 Greifswald Germany
www.fjordboats.com